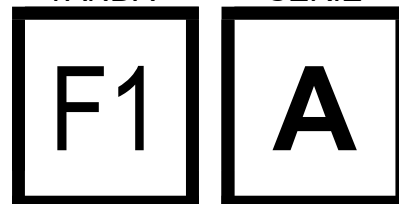


FINAL - SERIE A

DIV. I

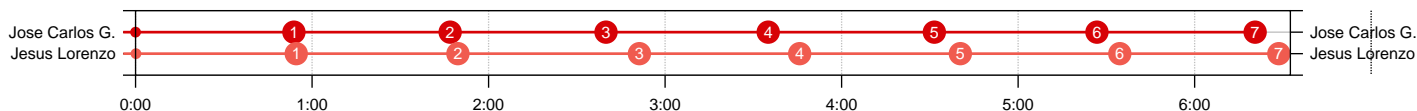


19 de Noviembre de 2022 - FAPA

Pos / Coche / Piloto	Vueltas / Tiempo	Rápida	Media	Top3	Top5	Top10
1 103 Jose Carlos Gomez Alvarez	<i>Jose Carlos G.</i> 7L 6:20.566	52.983 LAP 3	54.367 R 96.2%	53.286 S 98.9%	53.764 S 97.1%	
2 102 Jesus Lorenzo Santillan Pedrosa	<i>Jesus Lorenzo</i> 7L 6:28.616 +8.050	54.050 LAP 7	55.497 R 95.4%	54.244 S 99.3%	54.367 S 98.8%	

Regularidad: desviación respecto a la vuelta media
Solidez: desviación respecto a la vuelta rápida


L	103	102
	7L 6:20.566	7L 6:28.616
0	(1) 0.000 0.000	(2) 0.138 0.138
1	(1) 53.829 53.829	(2) 54.483 54.621
2	(1) 53.105 1:46.934	(2) 54.957 1:49.578
3	(1) 52.983 2:39.917	(2) 1:01.688 2:51.266
4	(1) 55.132 3:35.049	(2) 54.481 3:45.747
5	(1) 56.476 4:31.525	(2) 54.619 4:40.366
6	(1) 55.271 5:26.796	(2) 54.200 5:34.566
7	(1) 53.770 6:20.566	(2) 54.050 6:28.616



FINAL - SERIE A

DIV. IV

19 de Noviembre de 2022 - FAPA



Pos / Coche / Piloto	Vueltas / Tiempo		Rápida	Media	Top3	Top5	Top10
1 409 Juan Manuel Garcia Pandiella	Juan Manuel G.	7L 5:42.898	48.632 LAP 7	48.985 R 96.8%	48.731 S 99.6%	48.862 S 99.1%	
2 402 Alejandro Iglesias Llana	Alejandro Igl.	7L 5:46.566 +3.668	48.896 LAP 3	49.288 R 99.4%	49.050 S 99.4%	49.174 S 98.9%	
3 405 Borja Gonzalez Granda	Borja Gonzalez	7L 5:47.674 +1.108	48.525 LAP 4	49.613 R 97.8%	48.887 S 98.5%	49.172 S 97.4%	
4 410 Sergio Busto Garrido	Sergio Busto	7L 5:54.263 +6.589	49.703 LAP 4	50.303 R 97.1%	49.959 S 99.0%	50.127 S 98.3%	
5 403 Sergio Suarez Martelo	Sergio Suarez	7L 5:55.598 +1.335	49.698 LAP 4	50.575 R 98.0%	49.964 S 98.9%	50.106 S 98.4%	
6 412 David Setien Colsa	David Setien	7L 5:58.345 +2.747	50.083 LAP 3	50.867 R 97.1%	50.294 S 99.2%	50.371 S 98.9%	
7 404 Sergio Baston Varela	Sergio Baston	7L 5:58.961 +0.616	50.190 LAP 3	50.998 R 97.8%	50.251 S 99.8%	50.416 S 99.1%	
8 415 Manuel Antonio Rodriguez Vivas	Manuel Antonio	7L 6:06.166 +7.205	51.250 LAP 3	51.900 R 96.0%	51.275 S 99.9%	51.406 S 99.4%	
9 417 Luis Vicente González Calzon	Luis Vicente	7L 6:06.758 +0.592	50.853 LAP 7	51.847 R 96.0%	51.090 S 99.1%	51.281 S 98.3%	
10 408 Jose Antonio Herrero Herrero	Jose Antonio	7L 6:10.815 +4.057	50.885 LAP 7	52.462 R 97.0%	51.022 S 99.5%	51.237 S 98.6%	
11 416 Mario Vallina Garcia	Mario Vallina	7L 6:18.034 +7.219	51.466 LAP 5	53.205 R 96.0%	51.768 S 98.8%	52.324 S 96.7%	
12 413 Jonatan Rodriguez Sande	Jonatan Rodri.	7L 6:28.250 +10.216	52.197 LAP 6	54.894 R 96.1%	52.876 S 97.4%	53.550 S 94.9%	
13 418 Joaquin Chamorro Amil	Joaquin Chamo.	2L 1:42.589 +5L	49.939 LAP 2				
14 407 Diego Gonzalez Gonzalez	Diego Gonzalez	1L 51.628 +1L	50.810 LAP 1				
15 401 Jaime M. Gutierrez Rodriguez	Jaime M. Guti.	-					
16 414 Claudio Herrera Ruiz	Claudio Herre.	-					
17 406 Jonatan Bermudez Garcia	Jonatan Bermu.	-					
18 411 Oscar Arroyo Molinero	Oscar Arroyo	-					

Regularidad: desviación respecto a la vuelta media
Solidez: desviación respecto a la vuelta rápida

NOTAS / SANCIONES

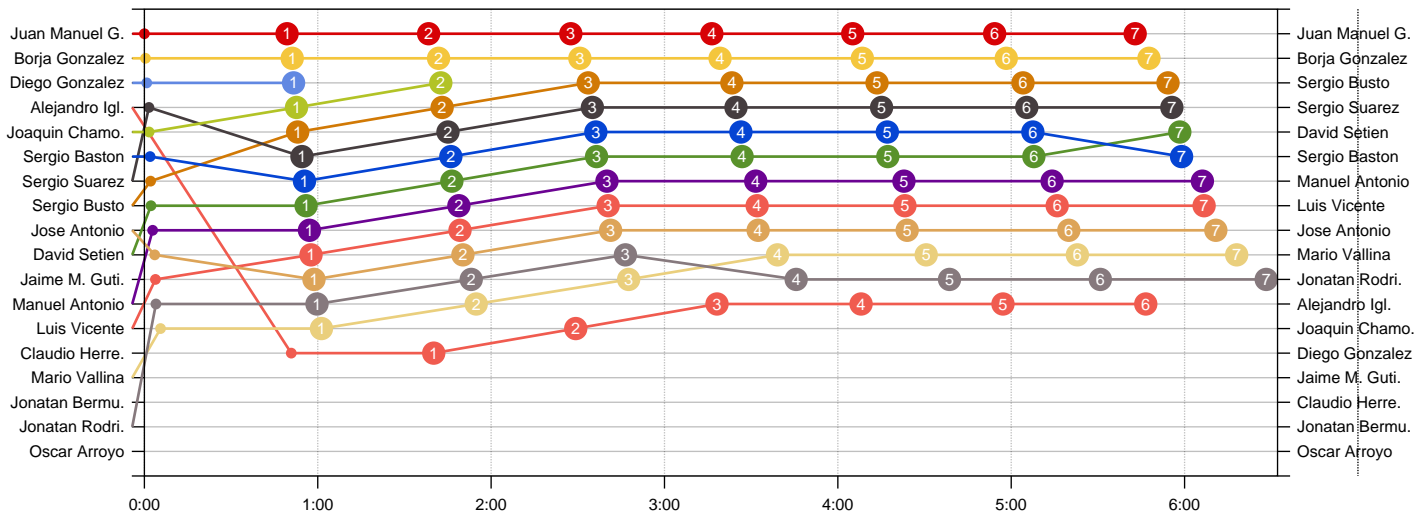
Alejandro Iglesias Llana recibe una vuelta

L	409	402	405	410	403	412	404	415	417	408
	7L 5:42.898	7L 5:46.566	7L 5:47.674	7L 5:54.263	7L 5:55.598	7L 5:58.345	7L 5:58.961	7L 6:06.166	7L 6:06.758	7L 6:10.815
0	(1) 0.000 0.000	(14) 50.836 50.836	(2) 0.384 0.384	(7) 2.144 2.144	(4) 1.574 1.574	(8) 2.279 2.279	(6) 1.977 1.977	(9) 2.865 2.865	(11) 3.826 3.826	(10) 3.581 3.581
1	(1) 49.376 49.376	(14) 49.304 1:40.140	(2) 50.782 51.166	(5) 50.911 53.055	(6) 52.958 54.532	(8) 53.677 55.956	(7) 53.432 55.409	(9) 54.259 57.124	(10) 53.838 57.664	(11) 55.114 58.695
2	(1) 48.999 1:38.375	(13) 49.146 2:29.286	(2) 50.649 1:41.815	(4) 49.990 1:43.045	(5) 50.534 1:45.066	(7) 50.458 1:46.414	(6) 50.649 1:46.058	(8) 51.719 1:48.843	(9) 51.566 1:49.230	(10) 51.542 1:50.237
3	(1) 49.210 2:27.585	(12) 48.896 3:18.182	(2) 48.896 2:30.711	(3) 50.575 2:33.620	(4) 49.981 2:35.047	(6) 50.083 2:36.497	(5) 50.190 2:36.248	(7) 51.250 2:40.093	(8) 51.274 2:40.504	(9) 51.117 2:41.354
4	(1) 48.804 3:16.389	(12) 49.858 4:08.040	(2) 48.525 3:19.236	(3) 49.703 3:23.323	(4) 49.698 3:24.745	(6) 50.366 3:26.863	(5) 50.199 3:26.447	(7) 51.486 3:31.579	(8) 51.568 3:32.072	(9) 51.064 3:32.418
5	(1) 48.757 4:05.146	(12) 49.107 4:57.147	(2) 49.240 4:08.476	(3) 50.236 4:13.559	(4) 50.389 4:15.134	(6) 50.434 4:17.297	(5) 50.678 4:17.125	(7) 51.298 4:22.877	(8) 51.142 4:23.214	(9) 51.579 4:23.997
6	(1) 49.120 4:54.266	(12) 49.419 5:46.566	(2) 49.811 4:58.287	(3) 50.519 5:04.078	(4) 50.250 5:05.384	(6) 50.536 5:07.833	(5) 50.363 5:07.488	(7) 51.277 5:14.154	(8) 52.691 5:15.905	(9) 55.933 5:19.930
7	(1) 48.632 5:42.898		(2) 49.387 5:47.674	(3) 50.185 5:54.263	(4) 50.214 5:55.598	(5) 50.512 5:58.345	(6) 51.473 5:58.961	(7) 52.012 6:06.166	(8) 50.853 6:06.758	(9) 50.885 6:10.815

L	416	413	418	407	401	414	406	411
	7L 6:18.034	7L 6:28.250	2L 1:42.589	1L 51.628	-	-	-	-
0	(13) 5.597 5.597	(12) 3.995 3.995	(5) 1.640 1.640	(3) 0.818 0.818				




L	416	413	418	407	401	414	406	411
	7L 6:18.034	7L 6:28.250	2L 1:42.589	1L 51.628	-	-	-	-
1	(13) 55.684 1:01.281	(12) 55.742 59.737	(4) 51.010 52.650	(3) 50.810 51.628				
2	(12) 53.562 1:54.843	(11) 53.380 1:53.117	(3) 49.939 1:42.589					
3	(11) 52.753 2:47.596	(10) 53.365 2:46.482						
4	(10) 51.520 3:39.116	(11) 59.098 3:45.580						
5	(10) 51.466 4:30.582	(11) 53.066 4:38.646						
6	(10) 52.317 5:22.899	(11) 52.197 5:30.843						
7	(10) 55.135 6:18.034	(11) 57.407 6:28.250						



FINAL - SERIE A

DIV. II

19 de Noviembre de 2022 - FAPA



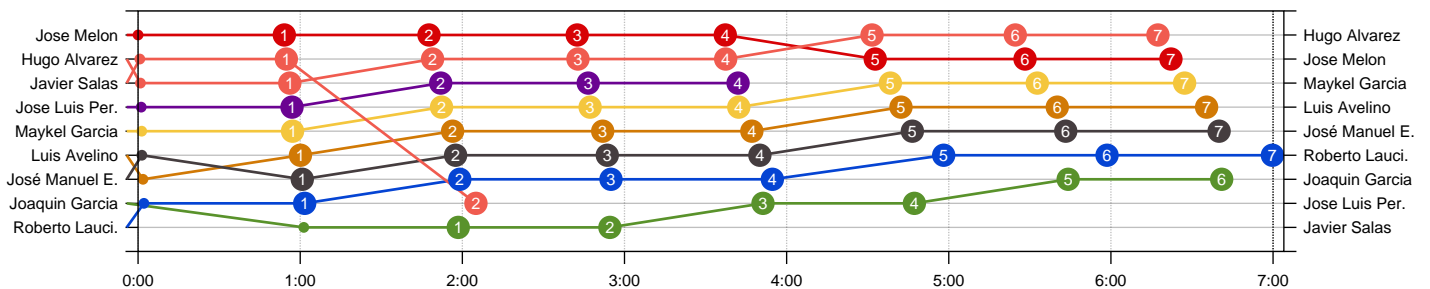
Pos / Coche / Piloto	Vueltas / Tiempo	Rápida	Media	Top3	Top5	Top10
1 201 Jose Melon Vega <i>Jose Melon</i>	7L 6:22.210	53.531 LAP 2	54.601 R 98.7%	53.884 S 98.7%	54.259 S 97.3%	
2 205 Hugo Alvarez Rodriguez <i>Hugo Alvarez</i>	7L 6:22.393 +0.183	52.780 LAP 7	53.788 R 95.5%	52.875 S 99.6%	53.318 S 98.0%	
3 204 Maykel Garcia Lagoa <i>Maykel Garcia</i>	7L 6:27.270 +4.877	54.363 LAP 6	55.132 R 95.7%	54.622 S 99.0%	54.802 S 98.4%	
4 209 Luis Avelino Areces Suarez <i>Luis Avelino</i>	7L 6:35.406 +8.136	55.185 LAP 5	56.227 R 95.0%	55.213 S 99.9%	55.498 S 98.9%	
5 202 José Manuel Escudero Peláez <i>José Manuel E.</i>	7L 6:40.030 +4.624	56.127 LAP 3	56.947 R 97.4%	56.340 S 99.2%	56.500 S 98.7%	
6 208 Joaquin Garcia Rodriguez <i>Joaquin Garcia</i>	7L 6:40.984 +0.954	56.015 LAP 4	56.609 R 94.8%	56.260 S 99.1%	56.499 S 98.3%	
7 203 Roberto Laucirica Gonzalez <i>Roberto Lauci.</i>	7L 6:59.757 +18.773	55.939 LAP 3	59.656 R 95.7%	57.611 S 94.1%	58.599 S 90.7%	
8 206 Jose Luis Perez Rey <i>Jose Luis Per.</i>	4L 3:42.029 +3L	54.577 LAP 3	55.216 R 95.8%	55.021 S 98.4%		
9 207 Javier Salas Garcia <i>Javier Salas</i>	2L 2:05.033 +2L	54.226 LAP 1				

Regularidad: desviación respecto a la vuelta media
Solidez: desviación respecto a la vuelta rápida

NOTAS / SANCIONES

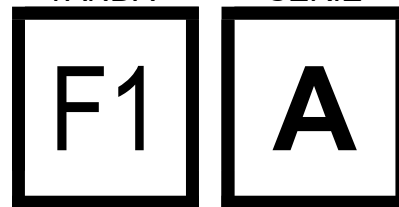
Hugo Alvarez Rodriguez recibe 5.000 segundos: Decisión N.5
Joaquin Garcia Rodriguez recibe una vuelta

L	201	205	204	209	202	208	203	206	207
	7L 6:22.210	7L 6:22.393	7L 6:27.270	7L 6:35.406	7L 6:40.030	7L 6:40.984	7L 6:59.757	4L 3:42.029	2L 2:05.033
0	0.000 0.000	0.876 0.876	1.349 1.349	1.815 1.815	1.404 1.404	1:01.329 1:01.329	2.166 2.166	1.166 1.166	0.646 0.646
1	54.121 54.121	55.272 56.148	55.813 57.162	58.270 1:00.085	59.364 1:00.768	57.161 1:58.490	59.487 1:01.653	55.801 56.967	54.226 54.872
2	53.531 1:47.652	52.833 1:48.981	55.135 1:52.297	56.310 1:56.395	56.736 1:57.504	56.106 2:54.596	57.407 1:59.060	55.033 1:52.000	1:10.161 2:05.033
3	54.852 2:42.504	53.799 2:42.780	54.980 2:47.277	55.540 2:51.935	56.127 2:53.631	56.658 3:51.254	55.939 2:54.999	54.577 2:46.577	
4	54.792 3:37.296	54.654 3:37.434	55.009 3:42.286	55.192 3:47.127	56.465 3:50.096	56.015 4:47.269	59.715 3:54.714	55.452 3:42.029	
5	55.490 4:32.786	54.166 4:31.600	56.097 4:38.383	55.185 4:42.312	56.428 4:46.524	56.910 5:44.179	1:03.402 4:58.116		
6	55.424 5:28.210	53.013 5:24.613	54.363 5:32.746	57.832 5:40.144	56.760 5:43.284	56.805 6:40.984	1:00.448 5:58.564		
7	54.000 6:22.210	52.780 6:17.393	54.524 6:27.270	55.262 6:35.406	56.746 6:40.030		1:01.193 6:59.757		



FINAL - SERIE A CARCROSS JUNIOR

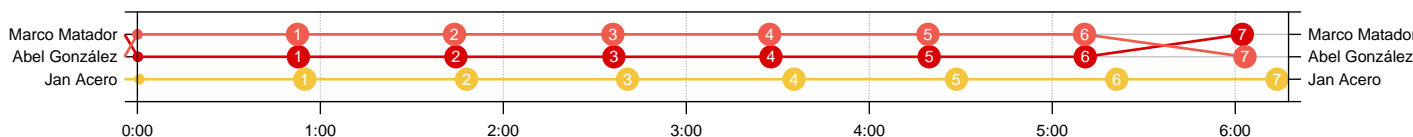
19 de Noviembre de 2022 - FAPA



Pos / Coche / Piloto	Vueltas / Tiempo	Rápida	Media	Top3	Top5	Top10
1 603 Marco Matador Noriega <i>Marco Matador</i>	7L 6:02.302	51.182 LAP 6	51.734 R 98.3%	51.383 S 99.2%	51.523 S 98.7%	
2 602 Abel González Vial <i>Abel González</i>	7L 6:03.180 +0.878	51.337 LAP 6	51.883 R 98.2%	51.396 S 99.8%	51.616 S 98.9%	
3 601 Jan Acero Teixidor <i>Jan Acero</i>	7L 6:13.694 +10.514	52.558 LAP 6	53.288 R 98.6%	52.640 S 99.7%	52.844 S 98.9%	

Regularidad: desviación respecto a la vuelta media
Solidez: desviación respecto a la vuelta rápida

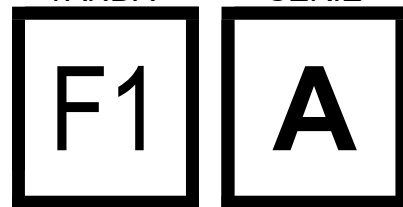
L	603 7L 6:02.302	602 7L 6:03.180	601 7L 6:13.694
0	(2) 0.165 0.165	(1) 0.000 0.000	(3) 0.678 0.678
1	(2) 52.628 52.793	(1) 52.506 52.506	(3) 54.212 54.890
2	(2) 51.667 1:44.460	(1) 51.473 1:43.979	(3) 53.045 1:47.935
3	(2) 51.802 2:36.262	(1) 51.957 2:35.936	(3) 52.790 2:40.725
4	(2) 51.484 3:27.746	(1) 51.377 3:27.313	(3) 54.582 3:35.307
5	(2) 51.892 4:19.638	(1) 51.935 4:19.248	(3) 53.258 4:28.565
6	(2) 51.182 5:10.820	(1) 51.337 5:10.585	(3) 52.558 5:21.123
7	(1) 51.482 6:02.302	(2) 52.595 6:03.180	(3) 52.571 6:13.694



FINAL - SERIE A

OFF ROAD SERIES

19 de Noviembre de 2022 - FAPA



Pos / Coche / Piloto	Vueltas / Tiempo		Rápida	Media	Top3	Top5	Top10
1 5 Alberto Jose Enriquez Manzano <i>Alberto Jose</i>	7L	7:01.677	59.264 LAP 5	1:00.087 R 97.8% S 98.1%	59.816 S 98.1%	1:00.087 S 97.2%	
2 6 Victor Miguel Jambrina <i>Victor Miguel</i>	7L	7:02.773	+1.096	59.919 LAP 2	1:00.431 R 97.9% S 99.1%	1:00.197 S 99.1%	48.345 S 142.4%
3 1 Alberto Martinez Melon <i>Alberto Marti.</i>	7L	7:07.425	+4.652	1:00.302 LAP 2	1:00.607 R 99.6% S 99.4%	1:00.471 S 99.4%	48.485 S 143.0%
4 4 Ruben Alvarez Viña <i>Ruben Alvarez</i>	7L	7:07.500	+0.075	1:00.025 LAP 3	1:00.396 R 97.5% S 99.0%	1:00.317 S 99.0%	48.317 S 142.8%
5 2 Jose Luis Menendez Alvarez <i>Jose Luis Men.</i>	7L	7:23.157	+15.657	1:02.277 LAP 2	1:02.620 R 98.3% S 99.5%	1:02.429 S 99.5%	50.096 S 142.9%
6 3 Abel Cabeza Infante <i>Abel Cabeza</i>	7L	7:25.666	+2.509	57.787 LAP 3	59.133 R 97.1% S 98.8%	58.135 S 98.8%	59.133 S 95.4%
7 7 Javier Matellan Hernandez <i>Javier Matell.</i>	7L	7:32.265	+6.599	59.058 LAP 5	1:00.115 R 98.1% S 97.3%	59.853 S 97.3%	1:00.115 S 96.5%
8 8 Pedro Ramos Llana <i>Pedro Ramos</i>			-				

Regularidad: desviación respecto a la vuelta media
Solidez: desviación respecto a la vuelta rápida

NOTAS / SANCIONES

- Alberto Jose Enriquez Manzano recibe 2:00.000 segundos
- Alberto Jose Enriquez Manzano recibe 2 vueltas
- Victor Miguel Jambrina recibe 3:00.000 segundos
- Victor Miguel Jambrina recibe 3 vueltas
- Alberto Martinez Melon recibe 3:03.000 segundos
- Alberto Martinez Melon recibe 3 vueltas
- Ruben Alvarez Viña recibe 3:03.000 segundos
- Ruben Alvarez Viña recibe 3 vueltas
- Jose Luis Menendez Alvarez recibe 3:09.000 segundos
- Jose Luis Menendez Alvarez recibe 3 vueltas
- Abel Cabeza Infante recibe 2:30.000 segundos: 30" Art.6.10.3
- Abel Cabeza Infante recibe 2 vueltas: 30" Art.6.10.3
- Javier Matellan Hernandez recibe 2:31.000 segundos: 30" Art.6.10.3
- Javier Matellan Hernandez recibe 2 vueltas: 30" Art.6.10.3

L	5	6	1	4	2	3	7	8
	7L 7:01.677	7L 7:02.773	7L 7:07.425	7L 7:07.500	7L 7:23.157	7L 7:25.666	7L 7:32.265	-
0	(4) 1.241 1.241	(3) 1.050 1.050	(5) 1.999 1.999	(6) 2.916 2.916	(7) 3.678 3.678	(1) 0.000 0.000	(2) 0.689 0.689	
1	(3) 1:00.498 1:01.739	(4) 1:01.132 1:02.182	(5) 1:01.012 1:03.011	(6) 1:00.632 1:03.548	(7) 1:03.191 1:06.869	(1) 58.740 58.740	(2) 1:00.617 1:01.306	
2	(3) 59.921 2:01.660	(4) 59.919 2:02.101	(5) 1:00.302 2:03.313	(6) 1:00.458 2:04.006	(7) 1:02.277 2:09.146	(1) 57.878 1:56.618	(2) 1:00.109 2:01.415	
3	(3) 1:00.489 3:02.149	(4) 1:00.345 3:02.446	(5) 1:00.524 3:03.837	(6) 1:00.025 3:04.031	(7) 1:02.344 3:11.490	(1) 57.787 2:54.405	(2) 1:00.399 3:01.814	
4	(3) 1:00.264 4:02.413	(4) 1:00.327 4:02.773	(5) 1:00.588 4:04.425	(6) 1:00.469 4:04.500	(7) 1:02.667 4:14.157	(1) 59.864 3:54.269	(2) 1:00.393 4:02.207	
5	(3) 59.264 5:01.677					(1) 1:01.397 4:55.666	(2) 59.058 5:01.265	

